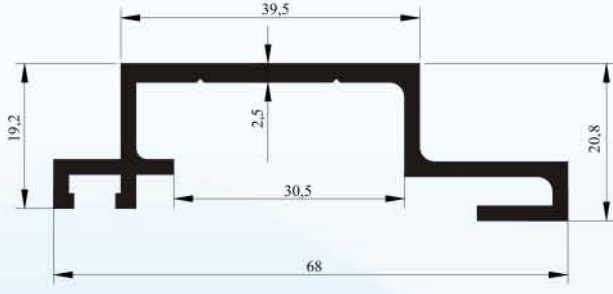
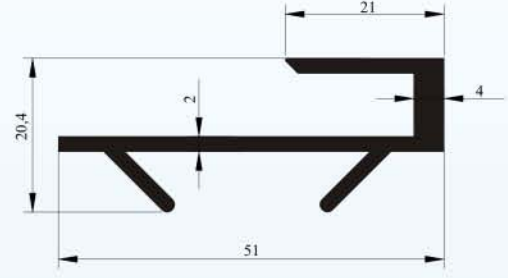


GRANİT CEPHE SİSTEM PROFİLLERİ STONE FACADE SYSTEM PROFILES

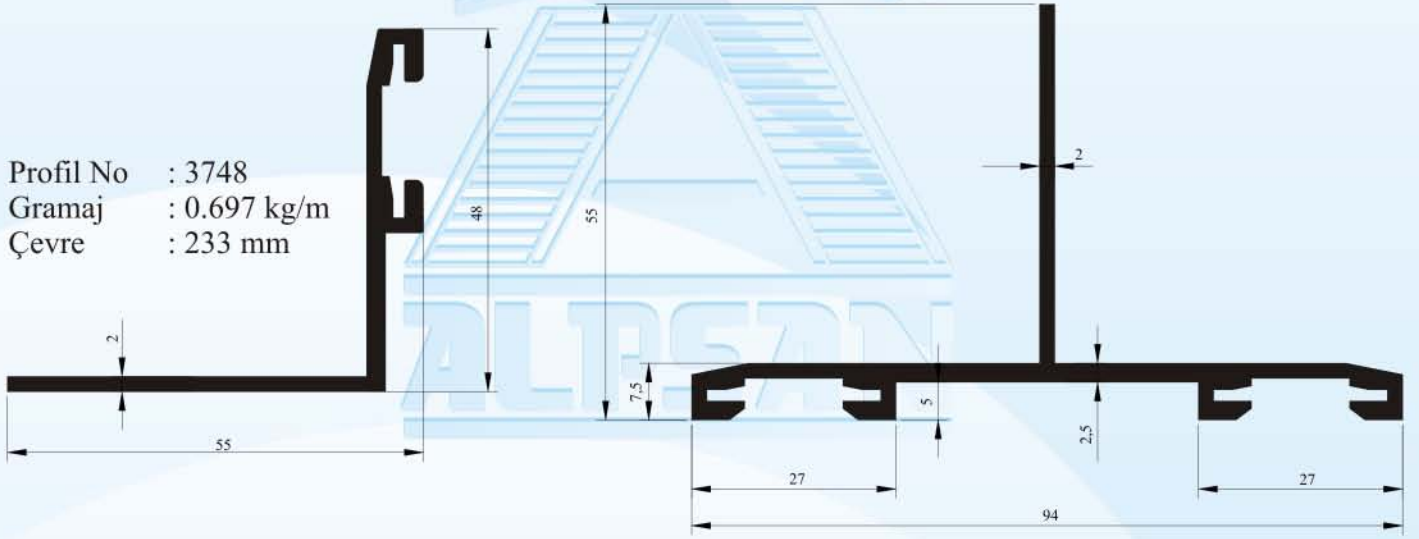


Profil No : 2852
Gramaj : 0.732 kg/m
Çevre : 250 mm

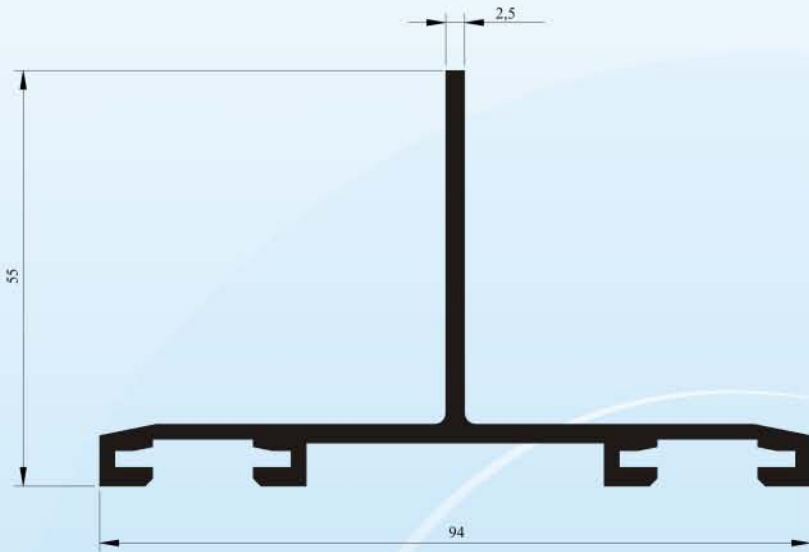


Profil No : 2853
Gramaj : 0.593 kg/m
Çevre : 200 mm

Profil No : 3748
Gramaj : 0.697 kg/m
Çevre : 233 mm



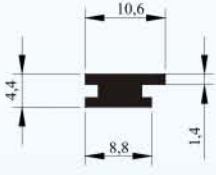
Profil No : 3749
Gramaj : 1.104 kg/m
Çevre : 362 mm



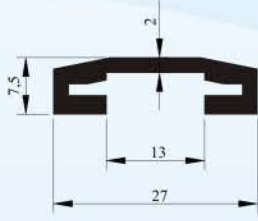
Profil No : 3752
Gramaj : 0.594 kg/m
Çevre : 210 mm

Profil No : 3754
Gramaj : 1.154 kg/m
Çevre : 366 mm

GRANİT CEPHE SİSTEM PROFİLLERİ STONE FACADE SYSTEM PROFILES



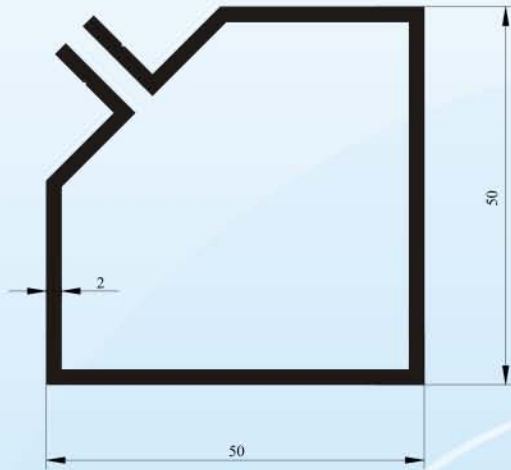
Profil No : 3745
Gramaj : 0.098 kg/m
Çevre : 36 mm



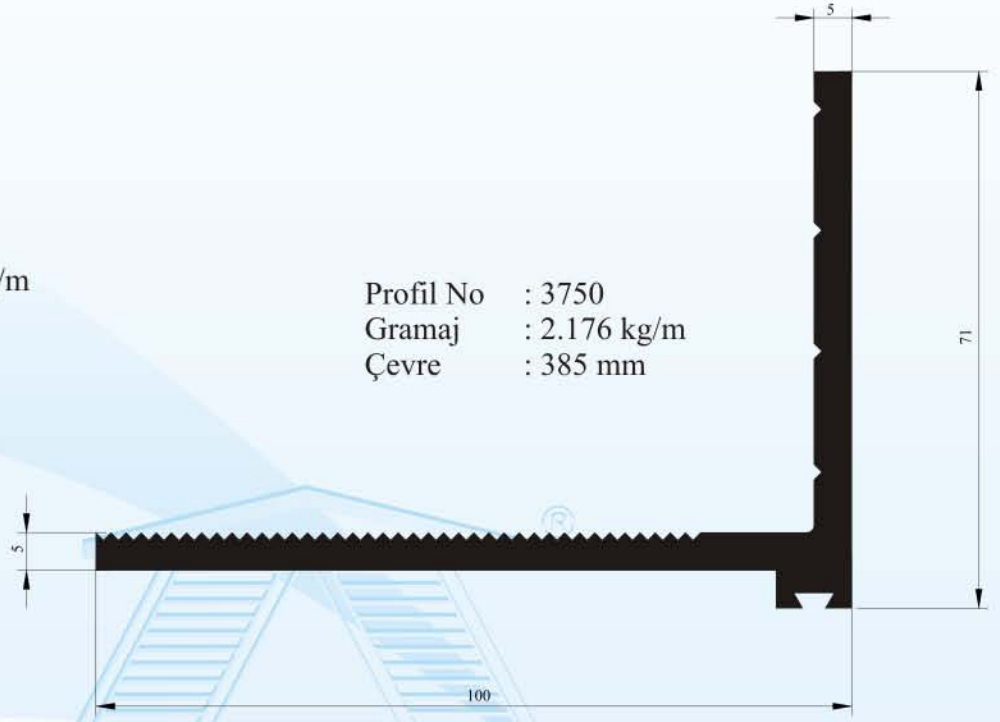
Profil No : 3747
Gramaj : 0.280 kg/m
Çevre : 97 mm



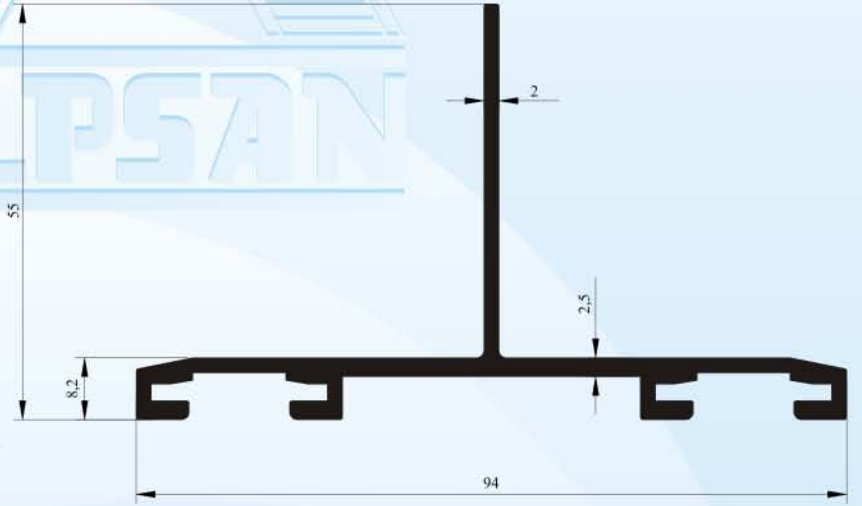
Profil No : 3751
Gramaj : 0.233 kg/m
Çevre : 69 mm



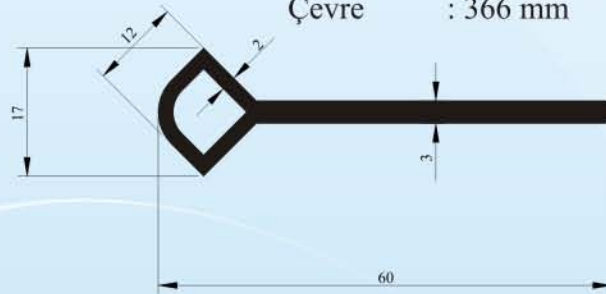
Profil No : 3756
Gramaj : 1.071 kg/m
Çevre : 400 mm



Profil No : 3750
Gramaj : 2.176 kg/m
Çevre : 385 mm

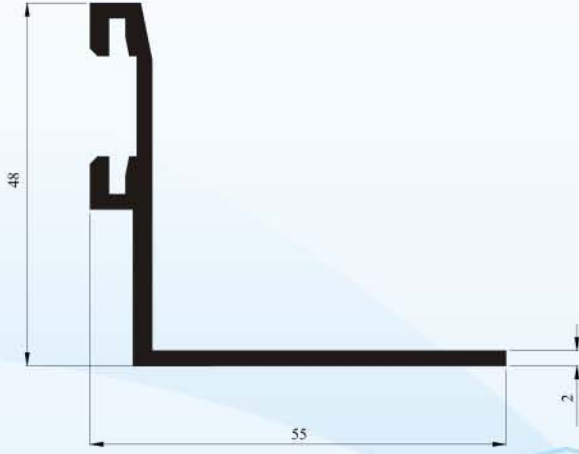


Profil No : 3755
Gramaj : 0.580 kg/m
Çevre : 137 mm

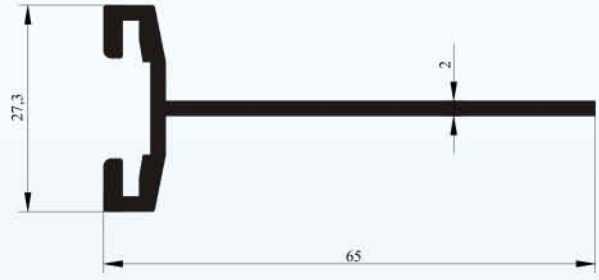


Profil No : 3763
Gramaj : 1.136 kg/m
Çevre : 366 mm

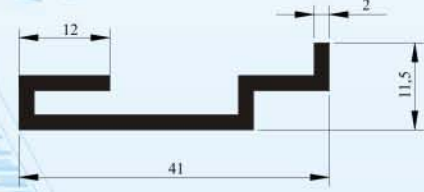
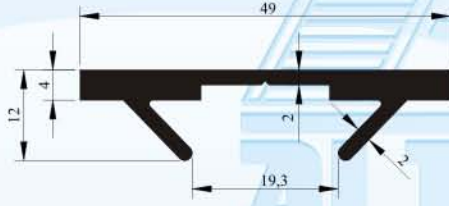
GRANİT CEPHE SİSTEM PROFİLLERİ STONE FACADE SYSTEM PROFILES



Profil No : 3765
Gramaj : 0.600 kg/m
Çevre : 212 mm

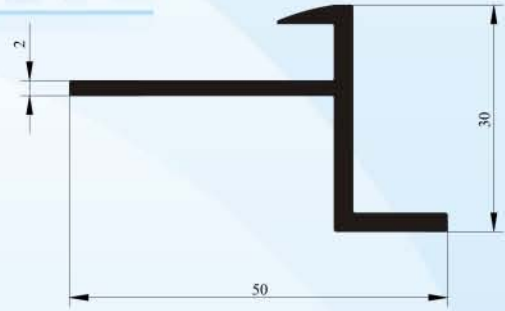
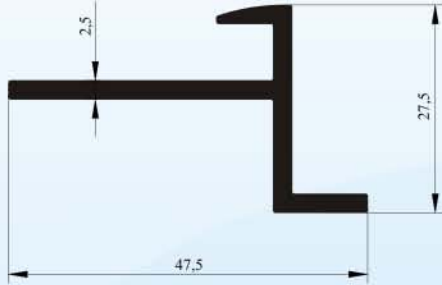


Profil No : 3764
Gramaj : 0.696 kg/m
Çevre : 235 mm



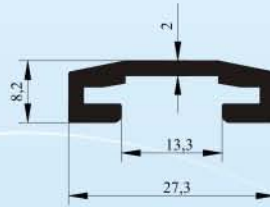
Profil No : 3870
Gramaj : 0.356 kg/m
Çevre : 135 mm

Profil No : 3777
Gramaj : 0.544 kg/m
Çevre : 148 mm



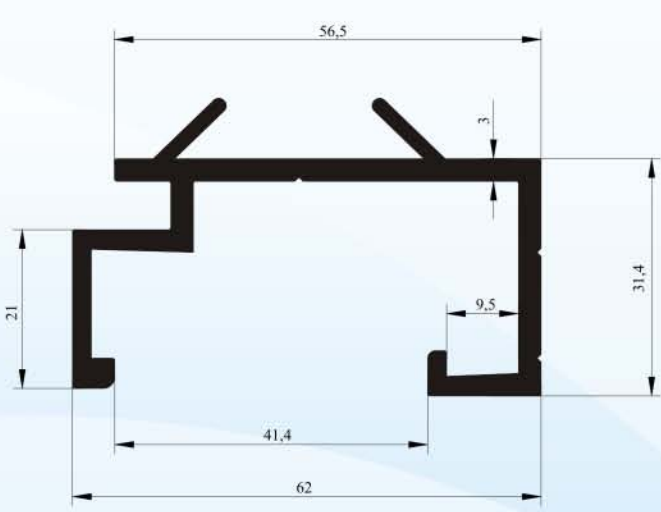
Profil No : 3801
Gramaj : 0.510 kg/m
Çevre : 172 mm

Profil No : 3802
Gramaj : 0.530 kg/m
Çevre : 162 mm

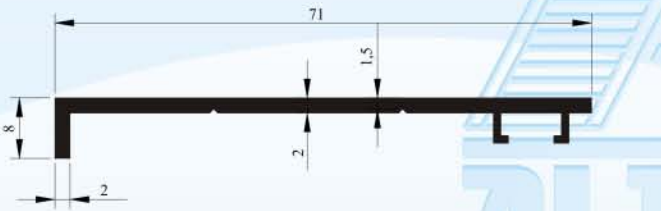


Profil No : 3766
Gramaj : 0.292 kg/m
Çevre : 98 mm

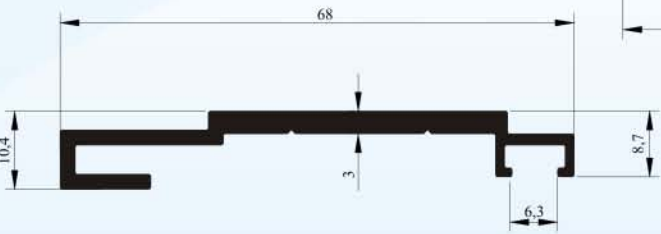
GRANİT CEPHE SİSTEM PROFİLLERİ STONE FACADE SYSTEM PROFILES



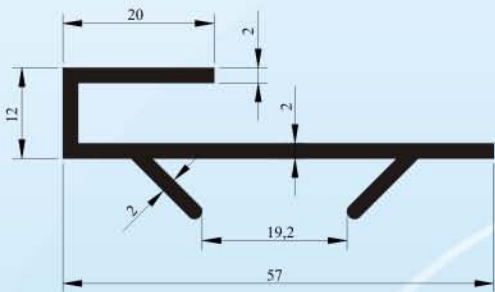
Profil No : 3803
Gramaj : 1.246 kg/m
Çevre : 333 mm



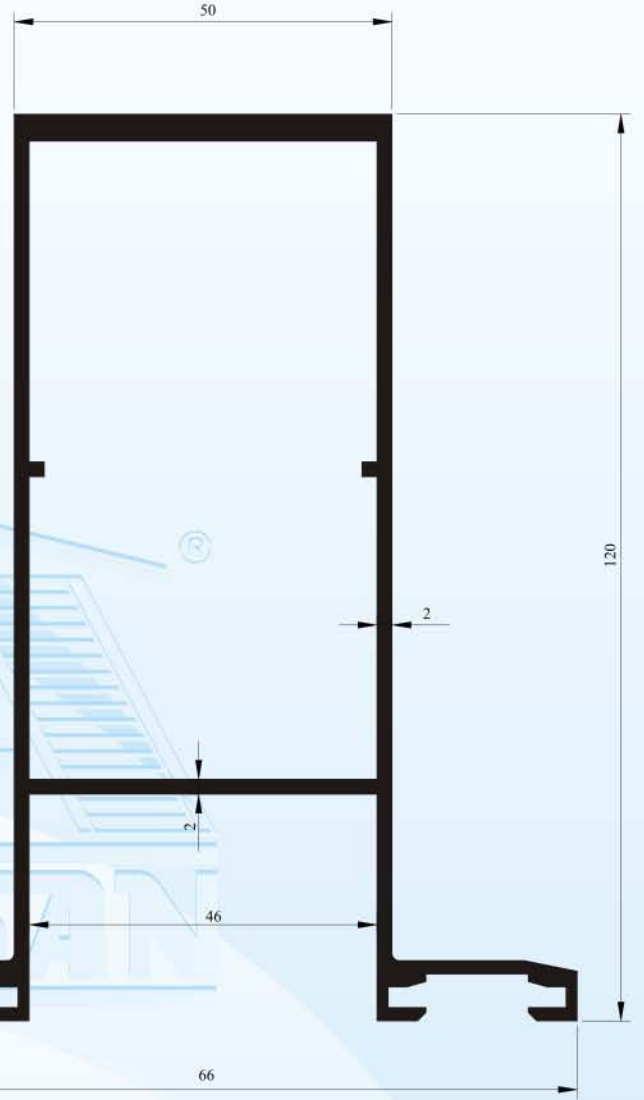
Profil No : 3887
Gramaj : 0.443 kg/m
Çevre : 179 mm



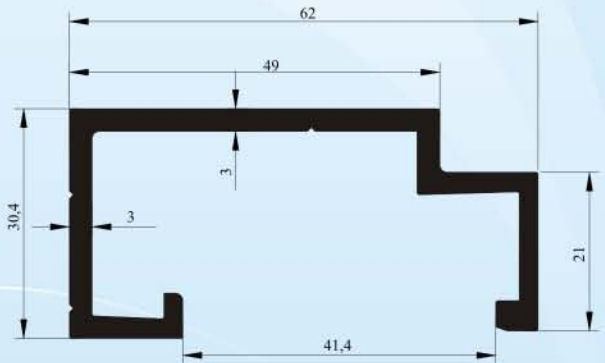
Profil No : 4026
Gramaj : 0.597 kg/m
Çevre : 198 mm



Profil No : 3888
Gramaj : 0.577 kg/m
Çevre : 215 mm

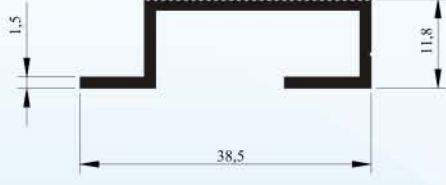


Profil No : 3805
Gramaj : 2.442 kg/m
Çevre : 555 mm

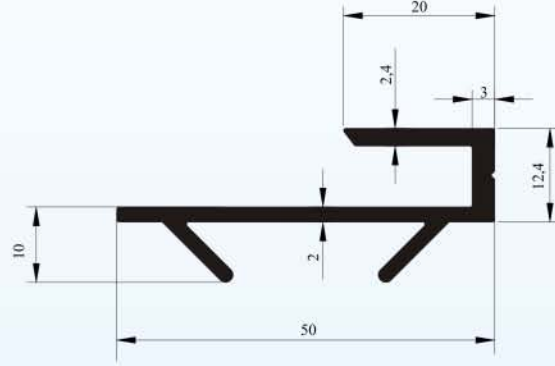


Profil No : 3776
Gramaj : 1.053 kg/m
Çevre : 273 mm

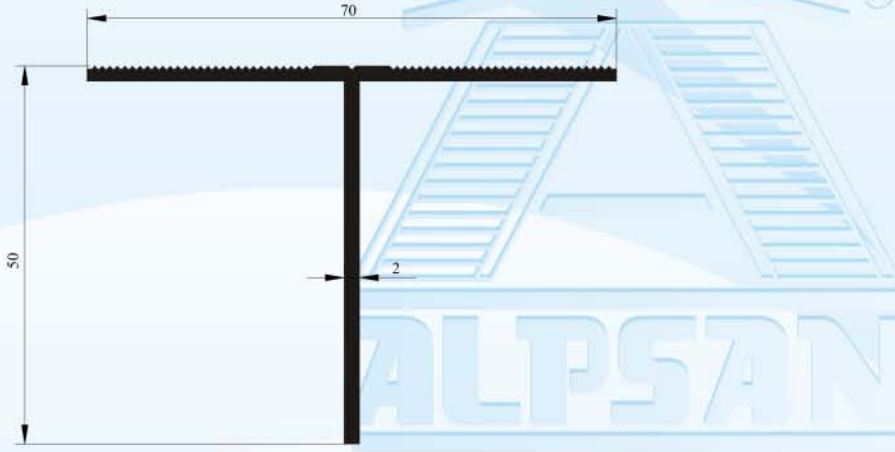
GRANİT CEPHE SİSTEM PROFİLLERİ STONE FACADE SYSTEM PROFILES



Profil No : 3871
Gramaj : 0.268 kg/m
Çevre : 146 mm



Profil No : 4025
Gramaj : 0.575 kg/m
Çevre : 196 mm



Profil No : 4332
Gramaj : 0.598 kg/m
Çevre : 265 mm